

DIRECT JUNCTION FOR MULTILAYER PIPES

The new fitting was conceived, manufactured and patented by aquatechnik: it was designed to create attachment points on multilayer pipes in a simple and quick way, thus removing the use of bulky and expensive reduced tees. The application of the new direct junction for multilayer pipes allows creating thermal power stations, distribution of heating and domestic water networks, distribution manifolds in reduced spaces and in short times, also for compressed air.

It is recommended to be used outdoors and in false ceilings. It does not require special tools: you just need to use a simple cutter with a common drill.

The direct junction for multilayer pipes can be applied on existing pipes or on previously installed distribution main lines, thus facilitating the creation of the distribution manifold and the application of the attachment points where necessary. Several laboratory tests allow comparing the sealing and the duration of this special component with the features of a common tee; in addition, the direct junction for multilayer pipes can be dismantled, and so it is always recoverable.

ADVANTAGES

- Installation speed
- Reduced overall dimensions
- Possibility to perform junctions on existing pipes or after having laid the main supply lines
- Reduced necessary tools
- Economic savings with respect to the use of tees and reduced tees


DIMENSIONS

- Pipe 75 mm - junction $\frac{1}{2}$ " and $\frac{3}{4}$ "
- Pipe 63 mm - junction $\frac{1}{2}$ " and $\frac{3}{4}$ "
- Pipe 50 mm - only junction $\frac{1}{2}$ "


THE PROCESSING OPERATION IN 5 SIMPLE STEPS




Drill the multilayer pipe with the specific cutter and smooth down the edges of the hole with rubbing paper




Place the fitting in the hole by paying attention that the gasket does not get damaged



Screw the screws in the collar up to the end-of-travel to fasten the fitting to the pipe



Screw the knurled nut up to the end: it will lock the fitting, thus adjusting the gasket in the correct work position



Install the desired fitting in the tip

**IT CAN BE DISMANTLED!
IT IS PATENTED!**



aquatechnik®

20020 Magnago (MI) - ITALY - Via P.F. Calvi, 40
Tel. 0039 0331 307015 - Fax 0039 0331 306923
www.aquatechnik.it